

Easter Homework April 2021

Science experiment

How to Grow a Rainbow

You will need:

- Kitchen roll/paper towel
- Felt tip pens
- Two small bowls of water
- Paper clip
- Thread



1. Cut your kitchen roll into the shape of a rainbow.
2. Colour a rainbow with felt tips about 2 cm up on both sides.
3. Attach your paper clip to the top and tie a piece of thread to it. This will give you something to hold your rainbow with.
4. Fill each small container with water.
5. Hold your rainbow with the ends slightly submerged in the water then watch your rainbow grow!



THE SCIENCE

A brief introduction to 'capillary action'! Water molecules like to stick to things - including themselves. Sticking to things is called *adhesion* and sticking to itself is called *cohesion*. The fibres in kitchen roll make lots of little holes. Water is 'sucked' through the holes because of adhesion (liking to stick to other things) and cohesion (liking to stick to itself) means the rest of the water follows. The water pressure will eventually slow down and the pressure of gravity will mean it stops moving.

@MrsBpriSTEM

Science Walk

How many types of flowers can you spot out and about on your daily exercise?
Learn some of their names.



Dance along to these songs to keep fit

<https://www.youtube.com/watch?v=KhfkYzUwYFk>

<https://www.youtube.com/watch?v=zBttXAMxaXE>

<https://www.youtube.com/watch?v=ziLHZeKbMUo>







<https://www.youtube.com/watch?v=udrlY0nts-E>

<https://www.youtube.com/watch?v=IEey4LZLeGw>

Literacy Thinking Game


Choose a letter of the alphabet. Think of as many things as you can beginning with that letter. If you play against someone, they choose their own letter and the person with the most things wins.



| | | |
|---|--|--|
| <p>Step 1 Draw an egg shape on card</p>  | <p>Step 2 Cut it out</p>  | <p>Step 3 Cover in glue</p>  |
| <p>Step 4 Cover in natural materials</p>  | <p>Step 5 Embellish to make patterns and use colour</p>  | <p>Step 6 Make them as presents for family</p>  |

**E
G
G

A
R
T**

| | |
|--|---|
| <p><u>Choose 3 jobs</u></p> <p>Make your bed everyday Set the table for tea Help fold up the laundry Feed your pet Water the plants Pull up weeds Put the cutlery/ crockery away Help prepare food Dust Empty the paper bin</p> | <p><u>Maths</u></p> <p>Choose 4 different coins. How many different combinations can you make by adding them together? Start with 2, then work your way up to all 4.</p>  |
|--|---|

